



A simple approach to the synthesis of 3-substituted rhodanines and thiazolidine-2,4-diones

F. Aryanasab^a, A. Shokri^b and M.R. Saidi^{b,*}

a. *Department of Chemistry and Petrochemical Engineering, Standard Research Institute (SRI), Karaj, Iran.*

b. *Department of Chemistry, Sharif University of Technology, Tehran, Iran.*

Received 7 April 2012; received in revised form 1 January 2013; accepted 21 April 2013

KEYWORDS

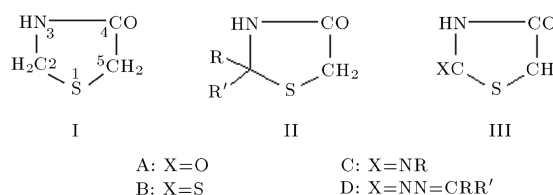
3-Substituted
rhodanines;
Thiazolidine-2,4-
diones;
Solvent-free.

Abstract. A novel synthesis of 3-substituted rhodanine and thiazolidine-2,4-dione derivatives, starting from aliphatic primary amines, carbon disulfide, and methyl 2-bromoacetate, is described. The reaction proceeds successfully both in water and under solvent-free conditions, but 2-thioxothiazolidin-4-one (rhodanine) derivatives were obtained under solvent free-conditions, and thiazolidine-2,4-dions were formed when water was used as the solvent.

© 2013 Sharif University of Technology. All rights reserved.

1. Introduction

Natural penicillin is a powerful antibiotic with a broad spectrum that has a thiazolidine ring in its structure [1]. The thiazolidinediones (TZDs, IIIA) or glitazones (I) are derivatives of thiazolidine with a carbonyl group in the 4-position. The main differences in the properties and structure of thiazolidines are related to the atom or group which is attached to the carbon atom in the 2-position (X in formula III or R and R' in formula II). Such groups include alkyl or aryl (formula II), oxygen (formula IIIA, thiazolidine-2,4-dione), sulfur (formula IIIB, rhodanine), and imino (formula IIIC, pseudo-thiohydantoin). Compounds in which alkyl or aryl groups replace the hydrogen atoms in the 2-position are named derivatives of 2-imino-4-thiazolidinone (formula IIID). Variations in the substituent attached to the nitrogen atom and the methylene carbon atom are possible for the structures shown as formulas II and III:



Thiazolidinediones (TZDs) are reported to show a variety of biological activity. Depending on the substituent, this heterocycle structure can demonstrate different pharmacological properties. TZDs are a class of chemotherapeutics which enhance the action of insulin in liver, muscle and fat tissue, and are used for the treatment of type 2 diabetes mellitus [2-8]. They increase the action of insulin in the liver, muscle and fat tissues.

Rhodanine derivatives are attractive compounds due to their outstanding biological and pharmacological activity, which include antimicrobial [4,9-14], antiviral [15], and anticonvulsant [16] effects. Additionally, rhodanine-based molecules have been popular as small molecule inhibitors of numerous targets such as HCV NS3 protease [17], aldose reductase [18,19], β -lactamase [20], antidiabetic agents [21], cathepsin D [22], and histidine decarboxylase [23]. Therefore,

*. *Corresponding author.*
E-mail address: saidi@sharif.edu (M.R. Saidi)

the syntheses of these compounds are of considerable interest.

Several synthetic approaches for the synthesis of TZDs are reported in the literature [24–30]. Most of these methods give unsatisfactory yields, even after prolonged reaction time. They also have critical isolation procedures for obtaining the pure product. In some cases, expensive metal precursors and volatile organic solvents are used. They also require harsh reaction conditions, such as high temperature and strong acidic media. Also, synthesis of rhodanine compounds usually has multi step procedures when prepared by Knoevenagel condensation [31]. For example, 4-thiazolidinones were prepared using sodium chloroacetate with ammonium salt of dithiocarbamates in the presence of HCl [32] or by the reaction of amines with thiocarbonyldiimidazole in the presence of triethylamine in dichloromethane [33].

2. Experimental

2.1. General procedure

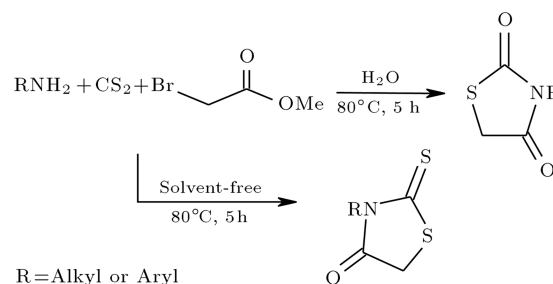
All reactions were carried out in an atmosphere of air. All chemicals and solvents except water (tap water) were purchased from Merck or Fluka and used as received. All reactions were monitored by TLC on silica gel 60 F254 (0.25 mm), visualization being effected with UV and/or by developing in iodine. ^1H NMR and ^{13}C NMR were recorded on a Bruker 500 MHz spectrometer. Chemical shifts are reported in (ppm) relative to TMS or CDCl_3 as internal.

2.2. General procedure for the preparation of 3-substituted thiazolidinediones

Carbon disulfide (3 mmol) was mixed with an amine (1.2 mmol) in H_2O (5 mL, or without any solvent) to form the dithiocarbamates (for primary aromatic amines, the dithiocarbamate's triethylamine salts of amines were used). When the dithiocarbamate was completely formed (monitored by TLC), the dithiocarbamates (or dithiocarbamate's triethylamine salts) were then treated with methyl 2-bromoacetate (1 mmol) to form the S-carboxymethyl dithiocarbamate. The latter was heated at 80°C for 5h and then the reaction mixture was cooled to room temperature and diluted with ethyl acetate. The organic phase was washed with water, dried over Na_2SO_4 , filtered and evaporated in *vacuo* to give the crude product. In most cases, pure products were obtained. Further purification was carried out by column chromatography on silica gel if needed, using a 1:3 ratio of ethyl acetate and petroleum ether as eluent.

3. Results and discussion

We recently reported a green, one-pot and simple



Scheme 1. The reaction under solvent-free and in water.

method for the synthesis of dithiocarbamates from amines, CS_2 and different nucleophile acceptors, such as alkyl halides, activated olefins and epoxides under solvent-free and aqueous conditions [34]. Also, Alizadeh reported a simple and effective approach for the synthesis of rhodanine derivatives via three-component reactions in water [35].

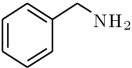
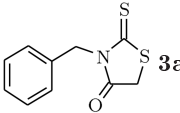
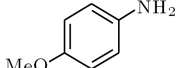
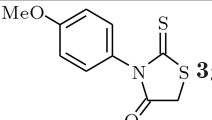
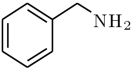
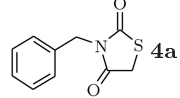
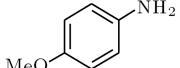
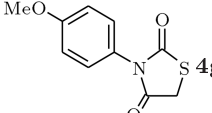
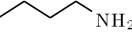
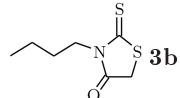
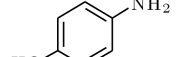
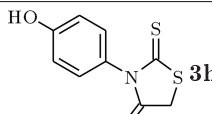
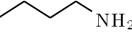
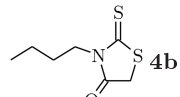
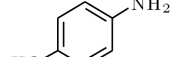
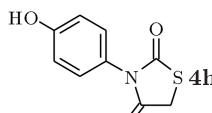

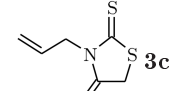
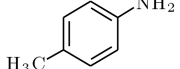
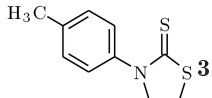

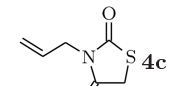
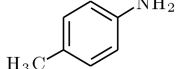
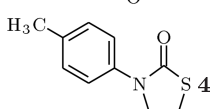
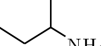
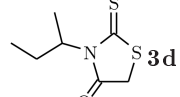
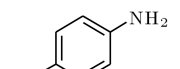
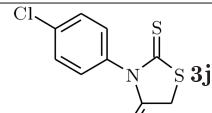
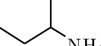
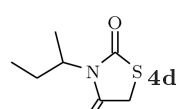
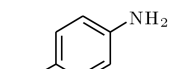
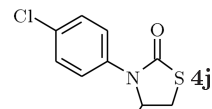
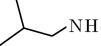
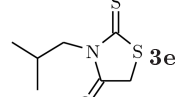
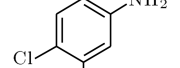
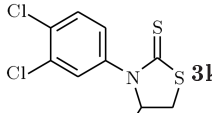
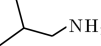
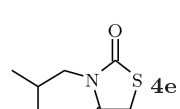
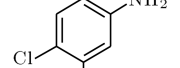
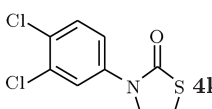
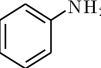
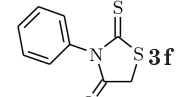
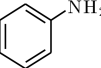
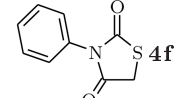
On this basis, and in continuation of our ongoing interest in the discovery of green and efficient methods for the synthesis of novel dithiocarbamates, and the use of these intermediates in organic transformations, including synthesis of heterocyclic compounds [36], we designed a novel method for the preparation of thiazolidine-2,4-dione and 2-thioxothiazolidin-4-one (rhodanine) derivatives from amines, carbon disulfide, and methyl 2-bromoacetate, respectively, in water and under solvent-free conditions (Scheme 1).

Initially, we carried out the reaction of benzylamine **1a** (1.2 mmol), carbon disulfide (3 mmol), and methyl 2-bromoacetate **2** (1 mmol) at 80°C without using any solvent. Under these conditions, we obtained product **3a** at 90% yield (Table 1, entry 1). The reaction was also carried out in different organic solvents such as CH_2Cl_2 , CH_3CN and H_2O . In CH_2Cl_2 and CH_3CN , the yields were similar to those of solvent-free, while, using water as a solvent, product **4a** was obtained.

In the next step, the scope and limitations of this simple process were explored using a wide range of aliphatic and aromatic primary amines. In general, aliphatic primary amines such as benzylamine, n-butylamine and allylamine work well to give corresponding heterocyclic compounds. Relatively hindered primary amines such as 1-phenylethylenamine and cyclohexylamine undergo efficient addition with methyl 2-bromoacetate to give the dithiocarbamate acyclic intermediate in good yields, but only trace amounts of the pertinent heterocycle products are obtained.

The experimental procedures for aliphatic amines are different from those of aromatic amines. In the case of aliphatic primary amines, the heterocyclic products were prepared by a one-pot three-component reaction. But, for aromatic amines, the dithiocarbamate salts were prepared with triethylamine in diethyl ether.

Table 1. 3-Substituted thiazolidine-2,4-dione and 2-thioxothiazolidin-4-one (rhodanine) derivative.

Entry	Amine	Product	Yield %	Entry	Amine	Product	Yield %
1			90	13			90
2			84	14			83
3			95	15			82
4			91	16			75
5			75	17			62
6			72	18			54
7			76	19			68
8			68	20			65
9			82	21			70
10			76	22			65
11			81				
12			75				

Then, after removing the solvent and excess triethylamine, the residual dithiocarbamate salts were used in the next step.

As shown in Table 1, good to excellent yields of 2-thioxothiazolidin-4-one and thiazolidine-2,4-dione derivatives were obtained by the one-pot reaction of dithiocarbamate salts, with methyl 2-bromoacetate. This method needs no acid or base, and ring closure occurs just by heating the S-carboxymethyl dithiocarbamate. The structures of all products were established by spectroscopic methods.

4. Conclusion

In summary, we have developed an economical and practical method for the synthesis of a wide range of thiazolidinediones using inexpensive and readily available reagents under neutral conditions. This process introduces a highly efficient method with moderate conditions and a simple work up procedure. The reaction proceeds smoothly in water or under solvent-free conditions, which is an important feature for the development of green chemistry.

5. Selected spectroscopic data

5.1. 3-Benzylthiazolidine-2,4-dione (4a)

^1H NMR (500 MHz, CDCl_3): δ 7.23 (m, 2H), 7.17 (m, 3H), 4.60 (s, 2H), 3.82 (s, 2H). ^{13}C NMR (125 MHz, CDCl_3): δ 171.7, 171.3, 135, 129.2, 128.5, 128, 45.4, 34.0.

5.2. 3-Butyl-2-thioxothiazolidin-4-one (3b)

^1H NMR (500 MHz, CDCl_3): δ 3.91 (s, 2H), 3.62 (t, $J = 7.4$ Hz, 2H), 1.47 (m, 2H), 1.26 (m, 2H), 0.85 (t, $J = 7.4$ Hz, 3H). ^{13}C NMR (125 MHz, CDCl_3): δ 201.0, 174.0, 42.0, 35.7, 29.9, 20.2, 14.0.

5.3. 3-Butylthiazolidine-2,4-dione (4b)

^1H NMR (500 MHz, CDCl_3): δ 3.89 (s, 2H), 3.52 (t, $J = 7.4$ Hz, 2H), 1.5 (m, 2H), 1.25 (m, 2H), 0.87 (t, $J = 7.3$ Hz, 3H). ^{13}C NMR (125 MHz, CDCl_3): δ 175.1, 171.8, 42.0, 33.9, 29.1, 20.2, 14.0.

5.4. 3-Phenylthiazolidine-2,4-dione (4f)

^1H NMR (500 MHz, CDCl_3): δ 7.55 (m, 2H), 7.43 (m, 1H), 7.3 (m, 2H), 4.1 (s, 2H). ^{13}C NMR (125 MHz, CDCl_3): δ 170.6, 170.5, 133.0, 129.0, 128.0, 127.0, 125, 34.0.

5.5. 3-(4-Methoxyphenyl)-2-thioxothiazolidin-4-one (3g)

^1H NMR (500 MHz, CDCl_3): δ 7.13 (d, $J = 9.0$ Hz, 2H), 7.1 (d, $J = 9.0$ Hz, 2H), 4.16 (s, 2H), 3.83 (s, 3H). ^{13}C NMR (125 MHz, CDCl_3): δ 201.4, 173.7, 160.6, 129.8, 127.6, 115.2, 55.7, 36.4.

5.6. 3-(4-Methoxyphenyl)thiazolidine-2,4-dione (4g)

^1H NMR (500 MHz, CDCl_3): δ 7.14 (d, $J = 9.0$ Hz, 2H), 6.97 (d, $J = 9.0$ Hz, 2H), 4.07 (s, 2H), 3.82 (s, 3H). ^{13}C NMR (125 MHz, CDCl_3): δ 171.1, 170.9, 160.3, 128.7, 125.6, 115.1, 55.7, 33.9. MS: m/z (%): $\text{M}^+ = 223$ (60.8), 149 (100), 134 (58.1), 120 (38.8), 106 (37.0).

5.7. 3-(4-Hydroxyphenyl)-2-thioxothiazolidin-4-one (3h)

^1H NMR (500 MHz, $\text{CDCl}_3/\text{DMSO-d}_6$): δ 9.18 (s, 1H), 6.8-6.7 (m, 4H), 3.99 (s, 2H). ^{13}C NMR (125 MHz, $\text{CDCl}_3/\text{DMSO-d}_6$): δ 202.4, 173.9, 158.7, 128, 126, 116, 36.4.

5.8. 2-Thioxo-3-p-tolylthiazolidin-4-one (3i)

^1H NMR (500 MHz, CDCl_3): δ 7.38 (d, $J = 8.2$ Hz, 2H), 7.12-7.11 (d, $J = 8.40$ Hz, 2H), 4.2 (s, 2H), 2.46 (s, 3H). ^{13}C NMR (125 MHz, CDCl_3): δ 201.8, 173.95, 140.0, 132.0, 130.0, 120.0, 36.7, 21.6.

5.9. 3-(4-Chlorophenyl)-2-thioxothiazolidin-4-one (3j)

^1H NMR (500 MHz, CDCl_3): δ 7.55 (d, $J = 8.8$ Hz, 2H), 7.19 (d, $J = 8.6$ Hz, 2H), 4.23 (s, 2H). ^{13}C NMR (125 MHz, CDCl_3): δ 201.1, 173.5, 136.3, 133.6, 130.3, 130.1, 127, 36.7.

5.10. 3-(3,4-Dichlorophenyl)-2-thioxothiazolidin-4-one (3k)

^1H NMR (500 MHz, CDCl_3): δ 7.64 (d, $J = 8.5$ Hz, 1H), 7.46 (d, $J = 2.4$ Hz, 1H), 7.13 (dd, $J = 2.4, 8.5$ Hz, 1H), 4.23 (s, 2H). ^{13}C NMR (125 MHz, CDCl_3): δ 200.6, 173.2, 134.8, 134.2, 134.1, 131.7, 131, 128.3, 36.7.

5.11. 3-(4-Methoxyphenyl)thiazolidine-2,4-dione (4g)

^1H NMR (500 MHz, CDCl_3): δ 7.14 (d, $J = 9.0$ Hz, 2H), 6.97 (d, $J = 9.0$ Hz, 2H), 4.07 (s, 2H), 3.82 (s, 3H). ^{13}C NMR (125 MHz, CDCl_3): δ 171.1, 170.9, 160.3, 128.7, 125.6, 115.1, 55.7, 33.9. MS: m/z (%): $\text{M}^+ = 223$ (60.8), 149 (100), 134 (58.1), 120 (38.8), 106 (37.0).

5.12. 3-(3,4-Dichlorophenyl)thiazolidine-2,4-dione (4k)

^1H NMR (500 MHz, CDCl_3): δ 7.61 (d, $J = 8.9$ Hz, 1H), 7.46 (d, $J = 2.4$ Hz, 1H), 7.19 (dd, $J = 2.4, 8.6$ Hz, 1H), 4.16 (s, 2H). ^{13}C NMR (125 MHz, CDCl_3): δ 170.9, 170.4, 134.2, 133.8, 132.0, 131.4, 129.6, 126.9, 34.2.

Acknowledgment

We are grateful to Sharif University of Technology Research Council for financial support of this research.

References

- Brown, F.C. "4-thiazolidinones", *Chem. Rev.*, **61**, pp. 463-521 (1961).
- Kumar, A., Singh, P., Saxena, A., De, A., Chandra, R. and Mozumdar, U. "Nano-sized copper as an efficient catalyst for one pot three component synthesis of thiazolidine-2,4-dione derivatives", *Catal. Commun.*, **10**, pp. 17-22 (2008).
- Unlusoy, M.C., Dundar, O.B., Altanlar, N. and Ertan, R. "Synthesis and antimicrobial activity of some new 3-substituted benzyl-5-(4-chloro-2-piperidinyl-thiazole-5-yl-methylene)-thiazolidine-2, 4-dione derivatives", *Turk. J. Chem.*, **30**, pp. 355-360 (2006).
- Harnden, M.R., Bailey, M.R., Boyd, M.R., Taylor, D.R. and Wright, N.D. "Thiazolinone analogs of indolmycin with antiviral and antibacterial activity", *J. Med. Chem.*, **21**, pp. 82-87 (1978).
- Yoshioka, T., Fujita, T., Kanai, T., Aizawa, Y., Kurumada, T., Hasegawa, K. and Horikoshi, H. "Studies on hindered phenols and analogues. Hypolipidemic and hypoglycemic agents with ability to inhibit lipid peroxidation", *J. Med. Chem.*, **32**, pp. 421-428 (1989).
- Cantello, B.C.C., Cawthorne, M.A., Cottam, G.P., Duff, P.T., Haigh, D., Hindley, R.M., Lister, C.A., Smith, S.A. and Thurlby, P.L. "[[.omega.-(Heterocyclamino)alkoxy]benzyl]-2,4-thiazolidinediones as potent antihyperglycemic agents", *J. Med. Chem.*, **37**, pp. 3977-3985 (1994).
- Lehmann, J.M., Moore, L.B., Smith-Oliver, T.A., Wilkison, W.O., Willson, T.M. and Kliewer, S.A. "An antidiabetic thiazolidinedione is a high affinity ligand for the nuclear receptor PPAR γ ", *J. Biol. Chem.*, **270**, pp. 12953-12956 (1995).
- Wilson, T.M., Cobb, J.E., Cowan, D.J., Wiether, R.W., Correa, I.D., Prakash, S.R., Beck, K.D., Moore, L.B., Kliewer, S.A. and Lehmann, J.M. "The structure-activity relationship between peroxisome proliferator-activated receptor γ agonism and the antihyperglycemic activity of thiazolidinediones", *J. Med. Chem.*, **39**, pp. 665-668 (1996).
- Desai, K.G., Raval, J.P. and Desai, K.R. "Neat reaction technology for the synthesis of 4-oxo-thiazolidines derived from 2-SH-benzothiazole and antimicrobial screening of some synthesized 4-thiazolidinones", *J. Iranian Chem. Soc.*, **3**, pp. 233-241 (2006).
- Desai, K.G. and Desai, K.R. "A facile microwave enhanced synthesis of sulfur-containing 5-membered heterocycles derived from 2-mercaptobenzothiazole over ZnCl₂/DMF and antimicrobial activity evaluation", *J. Sulfur Chem.*, **27**, pp. 315-328 (2006).
- Abdel-Halim, A.M., Abdel-Aziz, R.M., El-Dein, H.S. and El-Kafrawy, A.F. "Chem. Abstr. 122:105795d", *Indian J. Heterocycl. Chem.*, **4**, p. 45 (1994).
- Pachhama, V.L. and Parikh, A.R. "Chem. Abstr. 117:26399w", *Acta Cienc. Indica Chem.*, **17**, p. 67 (1991).
- Ashour, F.A., Habib, N.S., Soliman, R. and El-Taibbi, M. "Chem. Abstr. 123:198651n", *Bull. Fac. Pharm. (Cairo Univ.)*, **31**, pp. 381-386 (1993).
- Bapodra, A.H., Bharmal, F. and Parekh, H. "Synthesis and biological activity of 2-(3',5'-dibromo-2'-hydroxyphenyl)-3-aryl-5H/methyl carboxy methyl-4-thiazolidinones", *Indian J. Pharm. Sci.*, **64**, pp. 501-503 (2002).
- Shukle, S.K., Singh, S.P., Awasthi, L.P. and Mukherjee, D.D. "Chem. Abstr. 99:22365u", *Indian J. Pharm. Sci.*, **44**, pp. 153-156 (1982).
- Captan, G., Ulusoy, N., Ergenc, N., Ekinic, A.C. and Vidin, A. "Chem. Abstr. 126:157436q", *II Farmaco*, **51**, pp. 729-732 (1996).
- Sing, W.T., Lee, C.L., Yeo, S.L., Lim, S.P. and Sim, M.M. "Arylalkylidene rhodanine with bulky and hydrophobic functional group as selective HCV NS3 protease inhibitor", *Bioorg. Med. Chem. Lett.*, **11**, pp. 91-94 (2001).
- Sambasivarao, S.V., Soni, L.K., Gupta, A.K., Hanumantharao, P. and Kaskhedikar, S.G. "Quantitative structure-activity analysis of 5-arylidene-2,4-thiazolidinediones as aldose reductase inhibitors", *Bioorg. Med. Chem. Lett.*, **16**, pp. 512-520 (2006).
- Maccari, R., Del Corso, A., Giglio, M., Moschini, R., Mura, U. and Ottanà, R. "In vitro evaluation of 5-arylidene-2-thioxo-4-thiazolidinones active as aldose reductase inhibitors", *Bioorg. Med. Chem. Lett.*, **21**, pp. 200-203 (2011).
- Grant, E.B., Guiadeen, D., Baum, E.Z., Foleno, B.D., Jin, H., Montenegro, D.A., Nelson, E.A., Bush, K. and Hlasta, D. "The synthesis and SAR of rhodanines as novel class C β -lactamase inhibitors", *J. Bioorg. Med. Chem. Lett.*, **10**, pp. 2179-2182 (2000).
- Momose, Y., Meguro, K., Ikeda, H., Hatanaka, C., Oi, S. and Sohda, T. "Studies on antidiabetic agents. X. Synthesis and biological activities of pioglitazone and related compounds", *Chem. Pharm. Bull.*, **39**, pp. 1440-1445 (1991).
- Whitesitt, C.A., Simon, R.L., Reel Jon, K., Sigmund, S.K., Phillips, M.L., Shadle, J.K., Heinz, L.J., Koppel, G.A., Hundel, D.C., Lifer, S.L., Berry, D., Ray, J., Little, S.P., Liu, X., Marshall, W.S. and Panetta, J.A. "Synthesis and structure-activity relationships of benzophenones as inhibitors of cathepsin D", *Bioorg. Med. Chem. Lett.*, **6**, pp. 2157-2162 (1996).
- Free, C.A., Majchrowicz, E. and Hess, S.M. "Mechanism of inhibition of histidine decarboxylase by rhodanines", *Biochem. Pharmacol.*, **20**, pp. 1421-1428 (1971).
- Mendoza, G., Hernandez, H., Quintero, L., Rivadeneyra, M.S., Bernes, S., Sansinenea, E. and Ortiz, A. "Synthesis of N-substituted 2,4-thiazolidinediones from oxazolidinethiones", *Tetrahedron Lett.*, **46**, pp. 7867-7870 (2005).
- Oguchi, M., Wada, K., Honma, H., Tanaka, A., Kaneko, T., Sakakibara, S., Ohsumi, J., Serizawa, N.,

- Fujiwara, T., Horikoshi, H. and Fujita, T. "Molecular design, synthesis, and hypoglycemic activity of a series of thiazolidine-2,4-diones", *J. Med. Chem.*, **43**, pp. 3052-3066 (2000).
26. Ito, T., Murota, I., Yoshikai, K., Yamada, K. and Yamamoto, K. "Synthesis of docosahexaenoic acid derivatives designed as novel PPAR γ agonists and antidiabetic agents", *Bio. Med. Chem.*, **14**, pp. 98-108 (2006).
27. Lee, H.W., Kim, B.Y., Ahn, J.B., Kang, S.K., Lee, J.H., Shin, J.S., Ahn, S.K., Lee, S.J. and Yoon, S.S. "Molecular design, synthesis, and hypoglycemic and hypolipidemic activities of novel pyrimidine derivatives having thiazolidinedione", *Eur. J. Med. Chem.*, **40**, pp. 862-874 (2005).
28. Zask, A., Jirkovsky, I., Nowicki, J.W. and McCaleb, M.L. "Synthesis and antihyperglycemic activity of novel 5-(naphthalenylsulfonyl)-2, 4-thiazolidinediones", *J. Med. Chem.*, **33**, pp. 1418-1423 (1990).
29. Sohda, T., Mizuno, K. and Kawamatsu, Y. "Studies on antidiabetic agents. VI. Asymmetric transformation of (\pm)-5-[4-(1-methylcyclohexyl-methoxy) benzyl]-2, 4-thiazolidinedione (ciglitazone) with optically active 1-phenylethylamines", *Chem. Pharm. Bull.*, **32**, pp. 4460-4465 (1984).
30. Lohray, B.B., Bhushan, V., Reddy, A.S., Rao, P.B., Reddy, N.J., Harikishore, P., Haritha, N., Vikramadityan, R.K., Chakrabarti, R., Rajagopalan, R. and Katneni, K. "Synthesis and antihyperglycemic activity of novel 5-(naphthalenylsulfonyl)-2,4-thiazolidinediones", *J. Med. Chem.*, **42**, pp. 2569-2581 (1999).
31. Singh, S.P., Parmar, S.S., Raman, K.V. and Stenberg, I. "Chemistry and biological activity of thiazolidinones", *Chem. Rev.*, **81**, pp. 175-203 (1981).
32. Yadav, L.D.S., Tripathi, R.K., Dwivedi, R. and Singh, H. "Chemoselective heterocyclizations of (4-oxo-2-thioxothiazolidin-5-yl)N-aryldithiocarbamates to antifungal 1,3-dithiolo-, 1,3-oxathiolo-, and thiazolothiazoles", *J. Agric. Food Chem.*, **40**, pp. 1700-1702 (1992).
33. Lee, C.L. and Sim, M.M. "Solid-phase combinatorial synthesis of 5-arylalkylidene Rhodanine", *Tetrahedron Lett.*, **41**, pp. 5729-5732 (2000).
34. (a) Azizi, N., Aryanasab, F., Torkiyan, L., Ziyaei Halimjani, A. and Saidi, M.R. "One-pot synthesis of dithiocarbamates accelerated in water", *J. Org. Chem.*, **71**, pp. 3634-3635 (2006);
 (b) Azizi, N., Aryanasab, F. and Saidi, M.R. "Straight-forward and highly efficient catalyst-free one-pot synthesis of dithiocarbamates under solvent-free conditions", *Org. Lett.*, **8**, pp. 5275-5277 (2006);
 (c) Azizi, N., Pourhasan, B., Aryanasab, F. and Saidi, M.R. "A simple and novel eco-friendly process for one-pot synthesis of dithiocarbamates from amines, CS₂ and epoxides", *Synlett.*, pp. 1239-1242 (2007);
 (d) Azizi, N., Ebrahimi, F., Aakbari, E., Aryanasab, F. and Saidi, M.R. "Waste-free and environment-friendly uncatalyzed synthesis of dithiocarbamates under solvent-free conditions", *Synlett.*, pp. 2797-2800 (2007);
 (e) Ziyaei-Halimjani, A. and Saidi, M.R. "An efficient one-pot Michael addition of dithiocarbamate anion to α , β -unsaturated olefins", *J. Sulfur Chem.*, **26**, pp. 149-154 (2005).
35. Alizadeh, A., Rostamnia, S., Zohreh, N. and Hosseinpour, R. "A simple and effective approach to the synthesis of rhodanine derivatives via three-component reactions in water", *Tetrahedron Lett.*, **50**, pp. 1533-1535 (2009).
36. Aryanasab, F., Ziyaei Halimjani, A. and Saidi, M.R. "Dithiocarbamate as an efficient intermediate for the synthesis of 2-amino-1,3,4-thiadiazoles in water", *Tetrahedron Lett.*, **51**, pp. 790-792 (2010).

Biographies

Fezzeh Aryanasab was born in Neyshabour, Iran, in 1981. She received her BS degree in Pure Chemistry from Imam Khomeini International University, Qazvin, Iran, and her MS (Organic Chemistry) and PhD degrees from Sharif University of Technology, Tehran, Iran, in 2006 and 2010, respectively. She currently works as research assistant at the Standard Research Institute. Her research interests include: synthesis of organosulfur compounds in water and under solvent free conditions.

Alireza Shokri received his BS degree in Pure Chemistry from Gilan University, Rasht, Iran, and his MS degree from Sharif University of Technology, Tehran, Iran, in 2009. He is currently a PhD degree student at the University of Minnesota, USA.

Mohammad Reza Saidi was born in Tehran, Iran, in 1945. He studied Chemistry at Tehran University from 1963 to 1968, and at the University of Massachusetts from 1970 to 1974, where he received his PhD degree. He is currently Professor of Chemistry at Sharif University of Technology (SUT), Tehran, Iran. His research interests include: development of synthetic reactions which can be carried out in water as a green solvent.