

A Novel Approach for Vehicle Identification based on Image Registration and Deep Learning

Rasoul Asgarian Dehkordi¹, Hossein Khosravi^{2*}, Hojat Asgarian Dehkordi³, Mahdi Sheyda⁴

- 1- Ph.D. of Electronics - Image Processing, Faculty of Electrical Engineering, Shahrood University of Technology, Daneshgah Blvd., Shahrood, Iran.
P.O. Box: 3619995161. E-mail: R_asgarian_dehkordi@yahoo.com

- 2- Associate Professor of Electronics - Image Processing, Faculty of Electrical Engineering, Shahrood University of Technology, Daneshgah Blvd., Shahrood, Iran.
P.O. Box: 3619995161. E-mail: Hosseinkhosravi@shahroodut.ac.ir (*Corresponding Author)

- 3- Master of Digital Electronics, School of Electrical Engineering, Iran University of Science & Technology, Narmak, Tehran, Iran.
P.O. Box: 16765-163. Email: h_asgariandehkordi@elec.iust.ac.ir

- 4- BSc of Software Engineering, Department of Computer Engineering, Ferdowsi University of Mashhad, Azadi Square, Mashhad, Iran.
P.O. Box: 9177948974. E-mail: Mahdi.sheyda.cs@gmail.com

Abstract

Fine-grained vehicle type recognition using on-road cameras is among interesting topics in machine vision. It has several challenges like inter-class similarity, different viewing angles, and different lighting and weather conditions. This paper presents a novel approach for vehicle classification based on a novel augmentation method and deep learning. In the proposed smart augmentation, the vehicle images of each class are registered on the reference vehicles of all other classes and then added to the training set of that class. In this way, we will have a lot of new images which are very similar to both reference and target classes. This helps the CNN model to handle inter-class similarities very well. In the test phase, the input image is registered on every reference image in parallel and applied to the model. Finally, the winner is determined by summing up the provided scores of all models. The targeted data augmentation along with the proposed classification strategy has high recognition power and is capable of providing high accuracy using small CNNs or any other classification method without the need for large datasets. The proposed method achieved a recognition rate of 99.8% with only 150K parameters.

Keywords: Vehicle Classification, Image Registration, Smart Augmentation, Deep Learning.

1. Introduction

Exact vehicle type identification has attracted the attention of ITS¹ scientists as a challenging issue. Currently, most monitoring systems employ license plate numbers to identify different vehicles. According to the different environmental conditions and damages of the license plates, the ANPR² system may fail in recognizing the numbers. Therefore, vehicle type identification might help the police to identify suspicious vehicles. Vehicle identification has various other applications; for instance, statistics on the number and types of vehicles might provide good information about traffic congestion (for traffic control) and frequency of vehicles (for car dealers and car accessories dealers) [1, 2].

Various methods are presented for vehicle type identification, which obtain good accuracy on their datasets. These methods try to identify the accurate vehicle type by measuring the vehicle's apparent similarity with each class. The similarity of some parts of the vehicles to each other (for example, similarity at the front window, logo, and lamps) is a major source of errors in these algorithms. According to the studies, some of these identify vehicle type considering the images taken from the front of the vehicle and close to it. While the monitoring cameras are usually a few meters above the road, the captured image is from the top view, reducing the image quality, challenging the identification, and increasing the error in practice [3-8].

This paper aims to present a method to prevent the destructive effects of vehicles' similarity on identification accuracy. A novel approach is proposed for vehicle classification for the first time. First, some vehicles are selected as the reference for each class. Then, in the training

¹ Intelligent Transportation System

² Automatic Number Plate Recognition

process, each class's samples are registered on all reference vehicles and used as a training set for the CNN³ network. Registration generates new data and increases the inter-class similarity, and thus the network tries to extract better distinctive features. In the test phase, the input vehicle image is registered on all reference vehicles, and the registered images are applied independently to the CNN networks (all networks are the same), and the total votes of these networks determine the vehicle class. To evaluate the proposed method on real-world data, a set of vehicles' is captured from the roads (at the same orientation and height of the road cameras).

The rest of this paper is organized as follows. Section 2 reviews the relevant methods. Section 3 describes the proposed method. Section 4 presents the experimental results. Finally, the paper is concluded in Section 5.

2. Literature Review

The studies on vehicle type identification are classified into two classes, DNN-based methods and the methods based on traditional feature extraction and classification [9, 10]. These studies are reviewed in the following.

A. The Methods based on Deep Neural Networks

In [3], it mentions that if the camera used for providing training data is different from the camera used to provide test images, the error percentage of the methods increases. To reduce the dependency on the training data camera, this method employs web data providing images of high quality for each vehicle. The neural network used in this study has an architecture similar to ALEXNET architecture, which is comprised of five Conv layers, three pool layers, and three fully-connected layers. To detect the vehicle in the images, faster⁴RCNN is used[11], which is used to detect objects and requires a large set for training.

Yang et al. [12] have collected a large dataset for identifying the exact vehicle type and have presented a method using a CNN, which can identify the vehicles from different views. A similar work is conducted by [13] which prepared a dataset of Iranian vehicles. Yu et al. [14] employ two CNNs; the first network is used for vehicle detection, and the second network is used to identify the vehicle type.

Jacob et al. [15] have presented a method that does not require the cameras to be above the vehicles and can use the cameras located in their normal position (roadside). The data used in this method is about 21000 images provided from an angle similar to that of the roadside camera. In this method, a 3D box is constituted considering the vanishing points. The vehicle's unpacked image is obtained considering this box and applied to the CNN to enhance the result. The method presented in [16] is almost similar to [15]. The database collected in [16] is comprised of 116000 images obtained from the monitoring camera.

Yue et al. [17] determine the vehicle type via high- and low-frequency information. To this end, the input image is divided into high and low-frequency parts using Gaussian filters. Then,

³ Convolutional Neural Network

⁴ Region-based Convolutional Neural Networks

each part is applied to fully-connected and VGG [18] networks in two different paths. Ultimately, the exact type of vehicle is determined by combining the results of these two paths.

Liu et al.[19] present an anchor-free architecture that contains two subnetworks. the first subnetwork called the Corner Affinity Field Network (CAFNet) utilizes stacked Hourglass networks to detect each vehicle as a pair of corners. and the second subnetwork, named TBox Keypoint Network (TKNet), determines the TBOX of each vehicle that is detected by CAFNet.

Dechao et al. [20] introduce a method for vehicle re-identification. In this method, a parsing-based view-aware embedding network (PVEN) is defined for the accurate identification of the vehicle. In this method, the vehicle is decomposed into four parts, namely top, sides, front, and back, and feature vectors are obtained for each part. Moreover, a general feature vector is determined for the vehicle using the CNN, and re-identification is performed with the help of all these obtained feature vectors. It is mentioned in [21, 22] that vehicle re-identification is challenging due to the large intra-class variances and small inter-class variances. In [22], weakly supervised data augmentation is used to deal with the problem of insufficient data.

B. The Methods based on Feature Extraction and Applying to the Classifier

Hsieh et al. [23] first extracted the SIFT⁵ points for the whole image because the front image of the vehicles is symmetric; then, they detect all symmetric objects of the image by examining all symmetric points of all objects of the image and extract the vehicle through applying some processes. In this method, after detecting the vehicle, the obtained image is graded, and HOG⁶ and SURF⁷ features are used and applied to SVM⁸ to identify the exact vehicle type. In this method, 2048 images are used for training, and 4090 images are used for the test.

Biglari et al. [1, 24] present a part-based method that tries to find the discriminating parts for each vehicle sub-group. In [1], mention that using CNN neural networks requires heavy computations, large memory, and time. Thus, HOG features is utilized to describe each part, and SVM-based methods is used for classification. In this method, after vehicle detection in each image, it is applied to an algorithm to determine its type, and the score of each vehicle is calculated to determine its type. If its score is lower than a threshold, it is considered an unknown vehicle. The database of this method is comprised of 5991 vehicle images. This obtains a good result (97% accuracy) using a small amount of data.

Munroe, madden [25] have used the distance between the vehicles' front lamps and the center of the vehicle image as a feature vector for vehicle type identification. In [26], the prominence (saliency) and shape of the rear lamps and registration plate have been used for identification to counteract the light limitation at night. In this method, SVM, KNN⁹, and decision trees have been used for classification.

⁵ Scale Invariant Feature Transform

⁶ Histogram of Oriented Gradients

⁷ Speeded Up Robust Features

⁸ Support Vector Machines

⁹ K-Nearest Neighbors

Sarfaraz et al. [27] present a probabilistic method based on patches that automatically learns a set of patches for the vehicles' classes in the training phase. Then, in the test phase, it determines the vehicle's class considering the patches' similarity with the training model. In [28], which is the authors' previous work, the vehicle's class has been determined using the bag of words along with the dimensions of the vehicles.

Experiments show that the accuracy of the methods presented in group A is higher than the accuracy of the group B methods. However, deep network methods have a major drawback that require a large amount of data to achieve high accuracy. To solve this problem, the proposed method uses a light-weight CNN in addition to an image registration technique to reach high accuracy with low data.

3. The Proposed Method

Figure 1 shows the proposed recognition process. As can be seen, the test and training procedures are different from the conventional procedures of the recognition algorithms. Here, the purpose is to demonstrate this mechanism's efficiency; thus, a simple CNN is used. Details are described in the following.

3.1. Train Phase

Figure 1(a) shows the training procedure of the proposed mechanism. According to this figure, in the training step, all vehicle images of the training set are registered on the reference image of other classes to construct training sets for each class. Thus, if there are M training images in each class and we have N classes, then $M*N$ training images are constructed for each class. After constructing the training sets, these sets are applied to a light-weight CNN.

Figure 2 shows the probabilistic process of the training step. The symbol \nearrow in this figure indicates an increase and \searrow indicates a decrease. Various types of vehicles, including Peugeot, Pride, and other groups, are visually similar and may be misclassified. Using the proposed method which is like a smart augmentation process, we overcome this problem. In the training step, for example, the Pride 131 images are registered on the reference image of the Peugeot 405, Samand, Pride 132, and other classes. Then they have added in the set of Pride 131 images. The above process is repeated for all classes until all training sets are constructed. Finally, all sets are applied to the CNN. Registering images of each class on the reference images of the same class reduces the intra-class distance and increases accuracy. Also, registering on the reference image of other classes reduces the inter-class distance (overlap of probability density functions of the classes increases) and reduces the classification accuracy. It is dictated to the deep network (considering the high capability of these networks) to use the features that result in a higher distinction between the classes and reduce the PDF overlap. Certainly, this is not satisfied completely, but the network test procedure is organized in such a way that the algorithm error is decreased significantly.

Registration has the advantage of increasing the number of training data. The images selected as the reference for each class should be clear and taken from the front or behind view of the vehicle (one reference image is selected for each class). The images Figure 3. (a) represents some of the reference images and the images Figure 3. (b), (c) represent some vehicle images and their registered version.

Images of the first row in Figure 4 show two Peugeot vehicles. As can be seen, these two vehicles are different in terms of imaging angle and appearance. The purpose is to register the black vehicle (a) on the white vehicle (b). Figure 4-c is before registration, and Figure 4-d is after registration. The green parts represent the reference vehicle, and the pink parts represent the target vehicle considered for registration. A comparison of the images of the second row shows that image (b) is more compatible than (c).

3.2. Test Phase

The test procedure of the proposed method is shown in Figure 1-b. In this procedure, the input image is first registered on the reference images, the reference images are the same in the test and training phases. Then, the obtained images are applied to the CNNs (all networks are the same that is trained on training data). The CNN's output is a scalar score vector, where each of its elements corresponds to one of the classes. The total of the elements is equal to 1, and the greatest element is the winning class. Finally, the output vector of all these CNNs is summed, and the winning class is determined considering the final vector.

Figure 5 shows the test procedure and relationships. For example, if image X is a member of the x^{th} class, the network has learned to announce the x^{th} class as the winning class (not certainly) after registering it on each class's reference vehicle.

Figure 6 shows an example of the input image and the registered samples. Here six vehicles including Pride 131, Pride 132, Peugeot 206, Peugeot 405, Peugeot Pars, and Samand, which are very similar in terms of appearance, have been used to demonstrate efficiency.

Table 1 shows the neural network's output score for the input image of Figure 6 without using the proposed mechanism and registration. According to this figure, the input image is associated with Pride 131, but considering the camera's distance and orientation and the similarity of Pride 131 and Pride 132, the network has assigned the maximum score to Pride 132 incorrectly.

In Table 2, the results of the proposed mechanism for Pride 131 recognition have been presented. As can be seen, after registration and summation of the scores, class 131 has won.

4. Results

The database used to test the proposed method is comprised of 7000 images, where 3500 images are from the front view and 3500 images are from the rear view. In this dataset, the camera is a few meters above the road level, and its orientation is similar to the monitoring cameras. Some of the images are taken from the police, and some others are the images obtained through extracting one or two images for each vehicle from non-sequential frames of road videos. The images include many vehicle groups, but most of these images are related to the 12 popular classes which have more frequency in Iran. Figure 7 shows several images of the dataset.

Table 3 shows the mean accuracy of CNN, CNN+ Data Augmentation and the proposed method. As can be seen, Augmentation does not affect accuracy significantly, and the proposed method has improved accuracy by 6.8% compared to the CNN network, indicating the significant success of this method.

Table 4 shows a comparison between the proposed method and several famous networks for the provided dataset. The VGGNet [18], MobileNet_V1 [29] and EfficientNet_B0 [30] networks listed in the table are popular networks that are commonly used for comparison. The proposed structure is a lightweight network with three layers and a few parameters that does not require strong hardware. However, this method can be used to improve the accuracy of every other network as well. As shown in Tabel 4, despite the very low parameters of the proposed structure, it has the same response as other networks.

The third column of Tabel 4 compares the speed of different methods on NVIDIA MX 150 GPU (2G RAM). We used the method presented by [31] as image registration technique. This method processes each frame in less than 1ms on the aforementioned GPU. In addition, our designed network reaches to 2ms for each frame. Hence, according to Fig. 1b, if we have 12 classes, the total speed of the proposed method is around 36ms (this time consists of input image registration on reference images and imposing the image to the network).

5. Conclusion

Identifying the vehicle type is an important and useful problem in the field of machine vision. The new method presented by this paper has different training and testing procedures compared to other methods. In this method, in the testing step, smart augmentation is performed for each class using registration, and the class data are increased and applied to a small CNN. In the testing step, the vehicle type is accurately determined using targeted registration and application to identical CNNs.

The use of smart augmentation and a small CNN eliminates the need for a large training dataset. Furthermore, the realistic dataset extraction, small CNN size, and parallelism of the proposed structure make operational implementation possible on low-cost boards, such as NVIDIA Jetson, in the future.

Conflict of Interest

The authors have no relevant financial or non-financial interests to disclose.

References

1. Biglari, M., Soleimani, A., and Hassanpour, H. "A Cascaded Part-Based System for Fine-Grained Vehicle Classification". *IEEE Transactions on Intelligent Transportation Systems*. **19**(1), pp. 273-283 (2018).
2. Ma, Z., Chang, D., Xie, J., et al. "Fine-Grained Vehicle Classification With Channel Max Pooling Modified CNNs". *IEEE Transactions on Vehicular Technology*. **68**(4), pp. 3224-3233 (2019).
3. Wang, J., Zheng, H., Huang, Y., et al. "Vehicle Type Recognition in Surveillance Images From Labeled Web-Nature Data Using Deep Transfer Learning". *IEEE Transactions on Intelligent Transportation Systems*. **19**(9), pp. 2913-2922 (2018).
4. Huang, Y., Wu, R., Sun, Y., et al. "Vehicle Logo Recognition System Based on Convolutional Neural Networks With a Pretraining Strategy". *IEEE Transactions on Intelligent Transportation Systems*. **16**(4), pp. 1951-1960 (2015).
5. Psyllos, A.P., Anagnostopoulos, C.-N.E., and Kayafas, E. "Vehicle Logo Recognition Using a SIFT-Based Enhanced Matching Scheme". *IEEE Transactions on Intelligent Transportation Systems*. **11**(2), pp. 322-328 (2010).
6. Zhang, J., Xiao, W., Coifman, B., et al. "Vehicle Tracking and Speed Estimation From Roadside Lidar". *IEEE Journal of Selected Topics in Applied Earth Observations and Remote Sensing*. **13**, pp. 5597-5608 (2020).
7. Nazemi, A., Azimifar, Z., Shafiee, M.J., et al. "Real-Time Vehicle Make and Model Recognition Using Unsupervised Feature Learning". *IEEE Transactions on Intelligent Transportation Systems*. **21**(7), pp. 3080-3090 (2020).
8. Cai, D., Chen, K., Qian, Y., et al. "Convolutional low-resolution fine-grained classification". *Pattern Recognition Letters*. **119**, pp. 166-171 (2019).
9. Ni, X. and Huttunen, H. "Vehicle Attribute Recognition by Appearance: Computer Vision Methods for Vehicle Type, Make and Model Classification". *Journal of Signal Processing Systems*. **93**(4), pp. 357-368 (2020).

10. Soon, F.C., Khaw, H.Y., Chuah, J.H., et al. "PCANet-Based Convolutional Neural Network Architecture for a Vehicle Model Recognition System". *IEEE Transactions on Intelligent Transportation Systems*. **20**(2), pp. 749-759 (2019).
11. Ren, S., He, K., Girshick, R., et al. "Faster R-CNN: Towards Real-Time Object Detection with Region Proposal Networks". *IEEE Trans Pattern Anal Mach Intell*. **39**(6), pp. 1137-1149 (2017).
12. Yang, L., Luo, P., Change Loy, C., et al. "A large-scale car dataset for fine-grained categorization and verification". *Proceedings of the IEEE conference on computer vision and pattern recognition*. pp. 3973-3981 (2015).
13. Gholamalinejad, H. and Khosravi, H. "IRVD: A Large-Scale Dataset for Classification of Iranian Vehicles in Urban Streets". *Journal of AI and Data Mining*. **9**(1), pp. 1-9 (2021).
14. Yu, S., Wu, Y., Li, W., et al. "A model for fine-grained vehicle classification based on deep learning". *Neurocomputing*. **257**, pp. 97-103 (2017).
15. Sochor, J., Herout, A., and Havel, J. "BoxCars: 3D Boxes as CNN Input for Improved Fine-Grained Vehicle Recognition". *2016 IEEE Conference on Computer Vision and Pattern Recognition (CVPR)*. pp. 3006-3015 (2016).
16. Sochor, J., Spanhel, J., and Herout, A. "BoxCars: Improving Fine-Grained Recognition of Vehicles Using 3-D Bounding Boxes in Traffic Surveillance". *IEEE Transactions on Intelligent Transportation Systems*. **20**(1), pp. 97-108 (2019).
17. Huang, Y., Liang, B., Xie, W., et al. "Dual Domain Multi-Task Model for Vehicle Re-Identification". *IEEE Transactions on Intelligent Transportation Systems*. pp. 1-9 (2020).
18. Simonyan, K. and Zisserman, A. "Very deep convolutional networks for large-scale image recognition". *arXiv preprint arXiv:1409.1556*. (2014).
19. Liu, R., Yuan, Z., and Liu, T. "Learning TBox With a Cascaded Anchor-Free Network for Vehicle Detection". *IEEE Transactions on Intelligent Transportation Systems*. pp. 1-12 (2020).
20. Meng, D., Li, L., Liu, X., et al. "Parsing-based view-aware embedding network for vehicle re-identification". *Proceedings of the IEEE/CVF Conference on Computer Vision and Pattern Recognition*. pp. 7103-7112 (2020).
21. Liu, H., Tian, Y., Yang, Y., et al. "Deep relative distance learning: Tell the difference between similar vehicles". *Proceedings of the IEEE conference on computer vision and pattern recognition*. pp. 2167-2175 (2016).
22. Zhu, X., Luo, Z., Fu, P., et al. "VOC-ReID: Vehicle re-identification based on vehicle-orientation-camera". *Proceedings of the IEEE/CVF Conference on Computer Vision and Pattern Recognition Workshops*. pp. 602-603 (2020).
23. Hsieh, J.-W., Chen, L.-C., and Chen, D.-Y. "Symmetrical SURF and Its Applications to Vehicle Detection and Vehicle Make and Model Recognition". *IEEE Transactions on Intelligent Transportation Systems*. **15**(1), pp. 6-20 (2014).
24. Biglari, M., Soleimani, A., and Hassanpour, H. "Part- based recognition of vehicle make and model". *IET Image Processing*. **11**(7), pp. 483-491 (2017).
25. Madden, M. and Munroe, D.T. "Multi-Class and Single-Class Classification Approaches to Vehicle Model Recognition from Images". (2005).
26. Boonsim, N. and Prakoonwit, S. "Car make and model recognition under limited lighting conditions at night". *Pattern Analysis and Applications*. **20**(4), pp. 1195-1207 (2016).
27. Sarfraz, M.S. and Khan, M.H. "A Probabilistic Framework for Patch based Vehicle Type Recognition". *Visapp*. **1**(2011).

28. Asgarian Dehkordi, R. and Khosravi, H. "Vehicle Type Recognition based on Dimension Estimation and Bag of Word Classification". *Journal of AI and Data Mining*. 8(3), pp. 427-438 (2020).
29. Howard, A.G., Zhu, M., Chen, B., et al. "Mobilenets: Efficient convolutional neural networks for mobile vision applications". *arXiv preprint arXiv:1704.04861*. (2017).
30. Tan, M. and Le, Q. "Efficientnet: Rethinking model scaling for convolutional neural networks". *International Conference on Machine Learning*. PMLR. pp. 6105-6114 (2019).
31. Nagy, B., Foehn, P., and Scaramuzza, D. "Faster than FAST: GPU-Accelerated Frontend for High-Speed VIO". *arXiv preprint arXiv:2003.13493*. (2020).

Hossein Khosravi received his BSc degree in Electronic Engineering in 2003 from Sharif University of Technology and his master's and Ph.D. degrees in Electronics (image processing) from Tarbiat Modares University in 2005 and 2009 respectively. Since 2009 he has been teaching at the Faculty of Electrical Engineering of Shahrood University of Technology. He is also the CEO of Shahaab-co (<http://shahaab-co.com>). His research interests include neural networks, deep learning and image processing.

Rasoul Asgarian Dehkordi graduated with a master's degree in electronics engineering in 2014 from the University of Isfahan and a Ph.D. in 2019 from Shahrood University of Technology. His research interests are machine vision and image processing, deep neural networks, pattern recognition, evolutionary algorithms, and parallel processing. During his studies and work, he has collaborated with research groups and has done several projects in his field.

Hojat Asgarian Dehkordi He was a student of Electronic Engineering at Sharekord University and received his bachelor's degree in 2019. Since 2019, he has been an MSc student in Digital Electronic Systems at Iran University of Science and Technology. His research interests are machine vision, deep learning, and machine learning.

Mehdi Sheyda graduated with a master's degree in computer engineering in 2016 from the University of Mashhad. His research interests are machine vision and image processing, deep neural networks, parallel processing and embedded hardware. He has worked with research & development centers and universities and has done several projects in his field.

Fig. 1. Proposed recognition mechanism. (a) train process, (b) test process

Fig. 2. Probabilistic process of the training step

Fig. 3. Representing several reference and registered vehicles. (a) Reference images, (b) Passing vehicles, (c) The registered version of images (b)

Fig. 4. Registration of two vehicles, (a) moving image, (b) fixed image, (c) Matching differences before registration, (d) Matching differences after registration

Fig. 5. Probabilistic process of the testing phase

Fig. 6. Input image and its registered samples

Fig. 7. Some images from the provided dataset

Table 1. Type recognition of the passing vehicle by simple CNN

Table 2. Type recognition of the passing vehicle by the proposed mechanism

Table 3. Comparing with CNN classifiers

Table 4. Comparison between methods

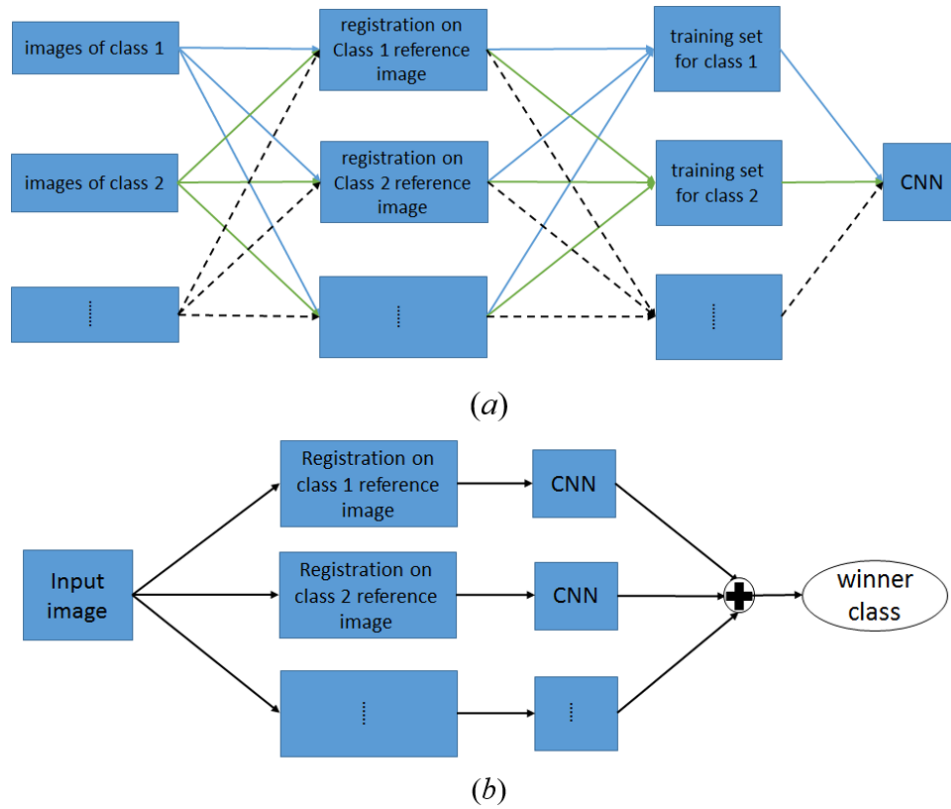


Fig. 1. Proposed recognition mechanism. (a) train process, (b) test process

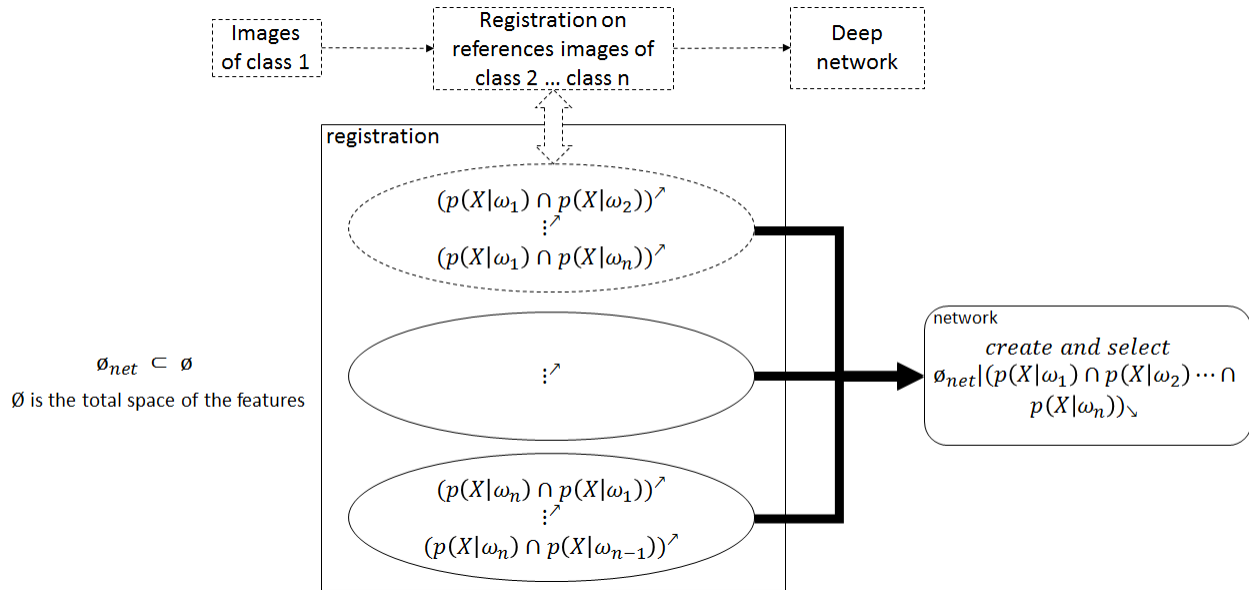


Fig. 2. Probabilistic process of the training step



(a)



(b)



(c)

Fig. 3. Representing several reference and registered vehicles. (a) Reference images, (b) Passing vehicles, (c) The registered version of images (b)




Fig. 4. Registration of two vehicles, (a) moving image, (b) fixed image, (c) Matching differences before registration, (d) Matching differences after registration

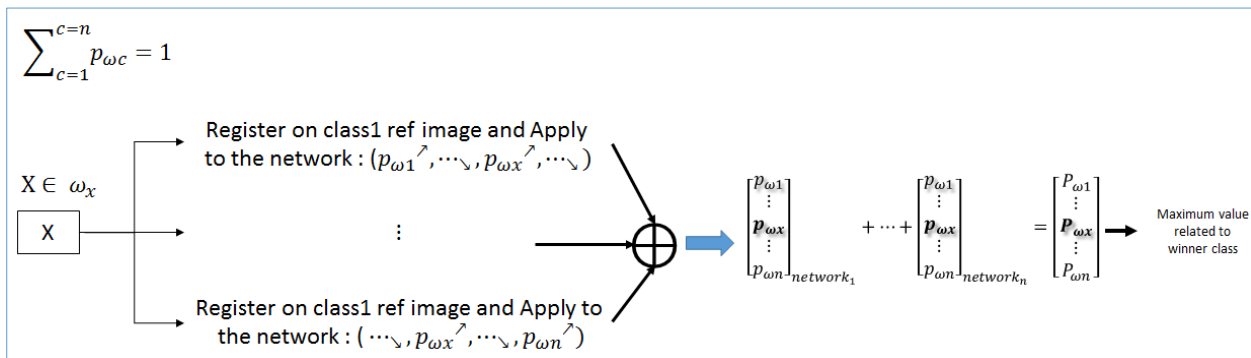


Fig. 5. Probabilistic process of the testing phase



Fig. 6. Input image and its registered samples



Fig. 7. Some images from the provided dataset

Table 1. Type recognition of the passing vehicle by simple CNN

Type	Peugeot 206	Peugeot 405	Peugeot Pars	Pride 131	Pride 132	Smand
Score	0	0	0	0.0131	0.9869	0

Table 2. Type recognition of a passing vehicle, Pride 131, by the proposed mechanism

	Peugeot 206	Peugeot 405	Peugeot Pars	Pride 131	Pride 132	Samand
Score of registering on the Peugeot 206 reference image	0	0	0.0005	0.6489	0.3417	0.0089
Score of registering on the Peugeot 405 reference image	0	0	0	0.0001	0.9992	0.0007
Score of registering on the Peugeot Pars reference image	0.0087	0	0	0.2272	0.2634	0.5007
Score of registering on the Pride 131 reference image	0	0	0.0032	0.6394	0.3401	0.0173
Score of registering on the Pride 132 reference image	0	0	0	0.7877	0.2133	0
Score of registering on the Samand reference image	0	0	0	0.9044	0.0956	0
Total Scores	0.0087	0	0.0037	3.2076	2.2524	0.5275

Table 3. Comparing with CNN classifiers

Method	Accuracy
CNN	93
CNN + Augmentation	94.1
Proposed Method	99.8

Table 4. Comparison between methods

Method	Average Accuracy	Number of Params	Process Time
VGG16Net [18]	99.7	$\approx 14\text{M}$	$\approx 90\text{ ms}$
MobileNet_V1 [29]	99.4	$\approx 2.2\text{ M}$	$\approx 16\text{ ms}$
EfficientNet_B0 [30]	100	$\approx 4\text{M}$	$\approx 37\text{ ms}$
Proposed Method	99.8	$\approx 150\text{K}$	$\approx 36\text{ ms}$